

Proxy Sniffer - Detail Report

Load Test: ONS_demo

Annotation: ONS_Demo

Conducted by: SH

Concurrent Users: 1

Test Start: 31 Jan 2007 15:23:12 (ECT)

Test Duration: 1:03 min

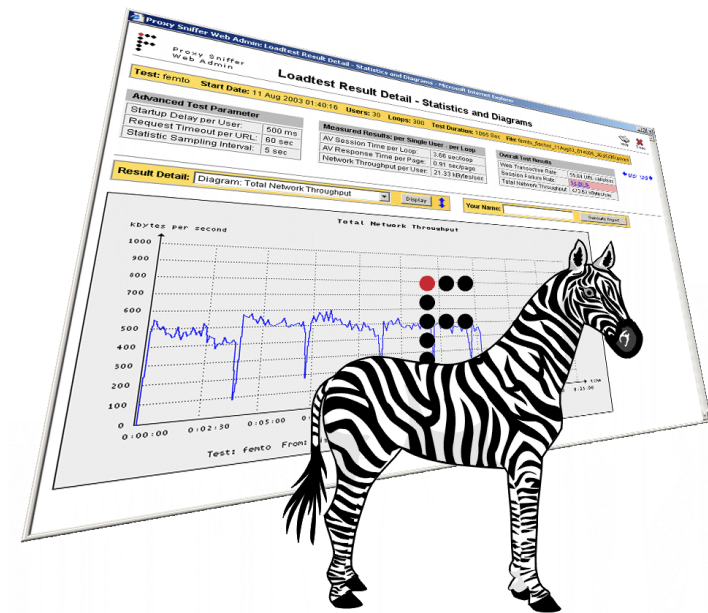
Average Response Time per Page: 1,78 seconds

Server Throughput: 5,56 URL calls per second

Session Failure Rate: 0,00%

HTTP Keep-Alive Efficiency: 96,30%

Abstract: Example report



1. Test Scenario

Objectives	
Test Start Date:	31 Jan 2007 15:23:12
Load Test Program:	ONS_demo
Load Source Host:	SVEN01 (192.168.0.40)
Load Source OS:	Windows XP
Target Host(s)	www.opennetworksecurity.com:80
Applied HTTP Version:	1.1

Test Input Parameter	
Concurrent Users:	1
Planned Test Duration:	1:00 min
Planned Loops per User:	unlimited
Startup Delay per User:	200 millisec
Request Timeout per URL:	60 sec
Statistic Sampling Interval:	15 sec
Additional Sampling Rate per Web Page Call:	100%
Additional Sampling Rate per URL Call:	0%

1.1 Test Sequence - Executed Web Session

- Page #1:

1.2 Data Source

ONS_demo_31Jan07_152312_1u.prxres

2. Test Result Summary

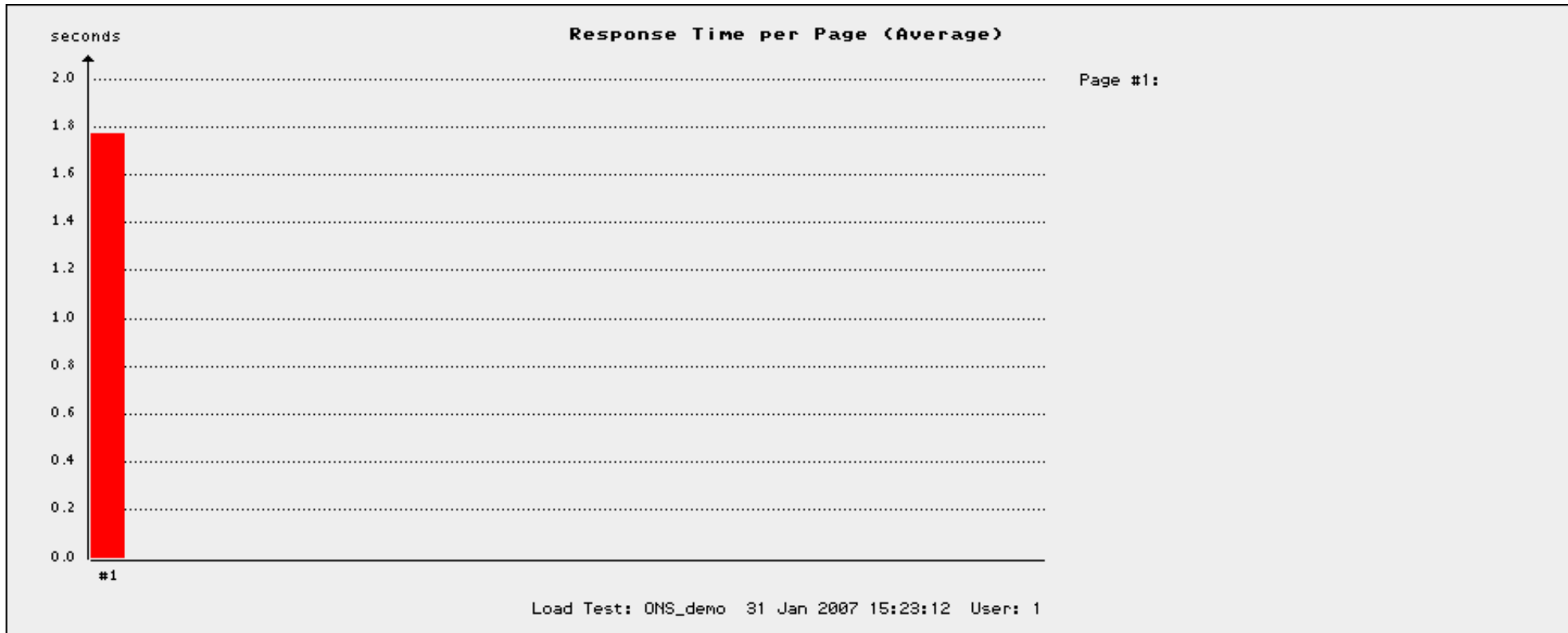
Real Test Duration: 1:03 min

Measured Results: URL Calls	
Total Passed URL Calls:	351
Total Failed URL Calls:	0
Average Network Connect Time per URL Call:	32 millisec
HTTP Keep-Alive Efficiency:	96,30% (re-used network connections)

Measured Results: per Single User - per Loop	
Average Session Time per Loop:	4,78 sec/loop
URL Response Time Summary:	1,78 sec/loop (accumulated user's wait time)
Page Break Delay Summary:	3,00 sec/loop (accumulated user's think time)
Average Response Time per Page:	1,78 sec/page (user's wait time per page)
Network Throughput per User:	35,26 Kbytes/sec

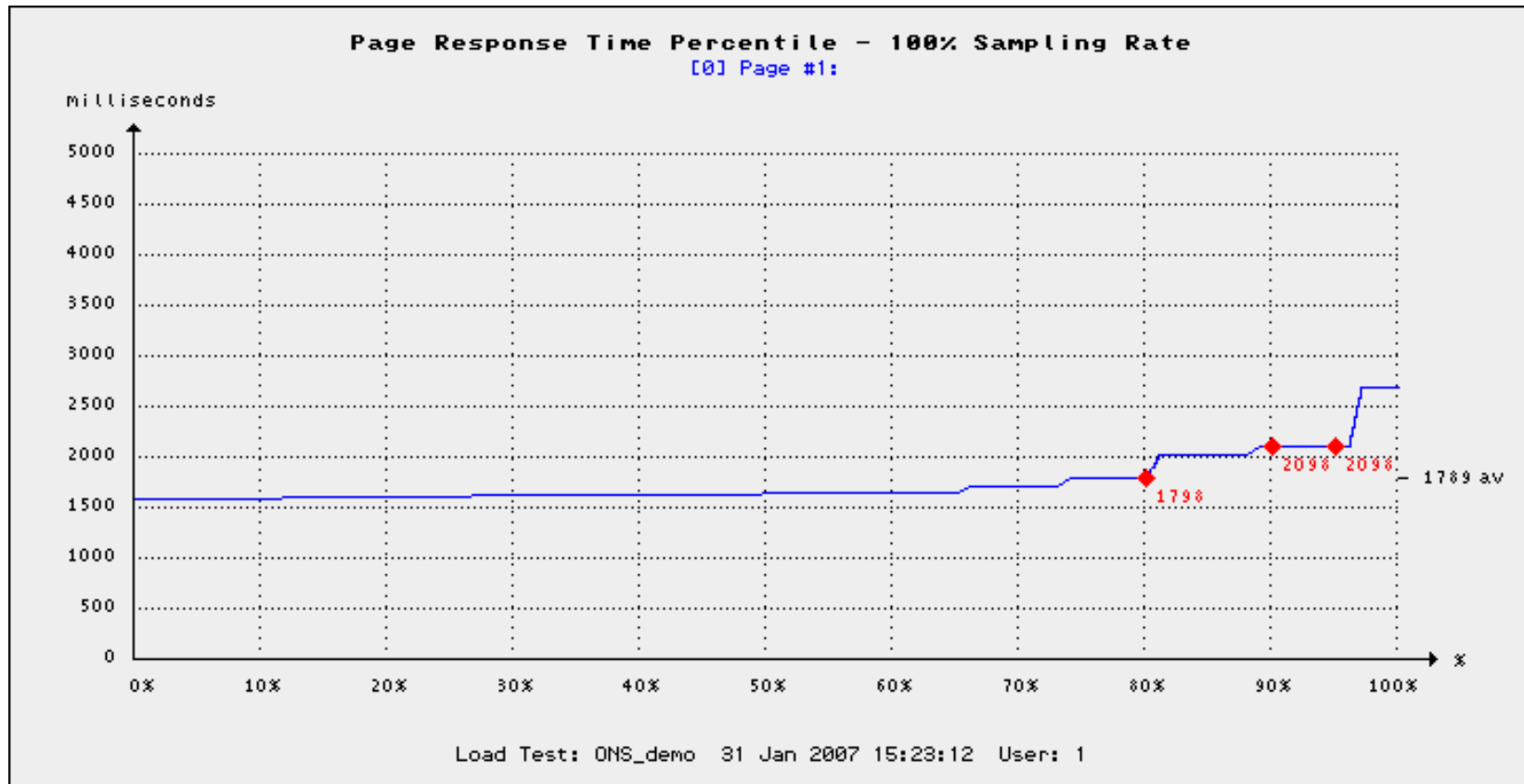
Overall Test Results	
Web Transaction Rate:	5,56 URL calls/sec (server throughput)
Session Failure Rate:	0.0%
Total Network Throughput:	0,28 Mbit/sec

3. Response Time per Page



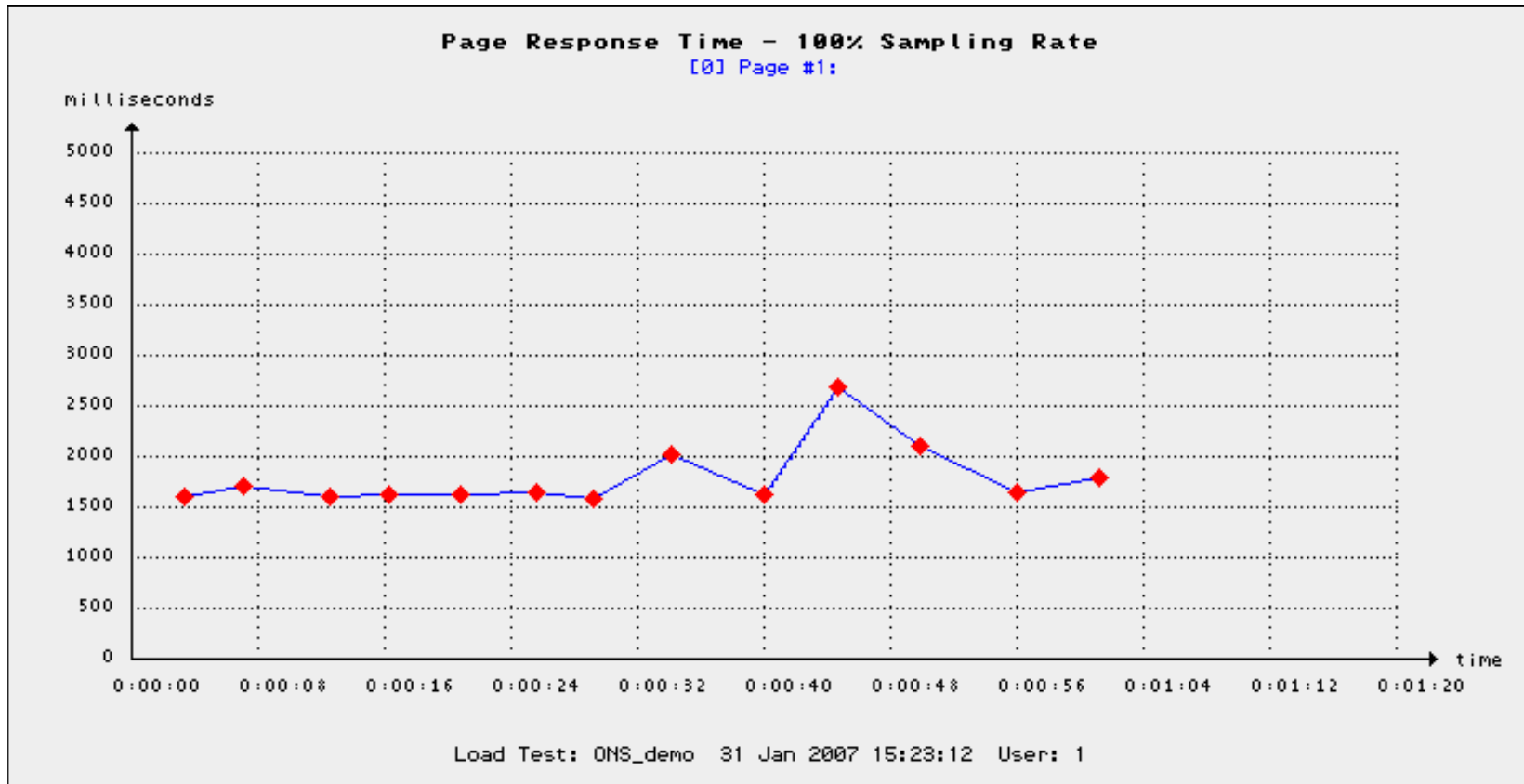
3.1 Response Time Percentile Statistics per Page

Percentile Statistic - Page #1:



3.2 Response Time per Page

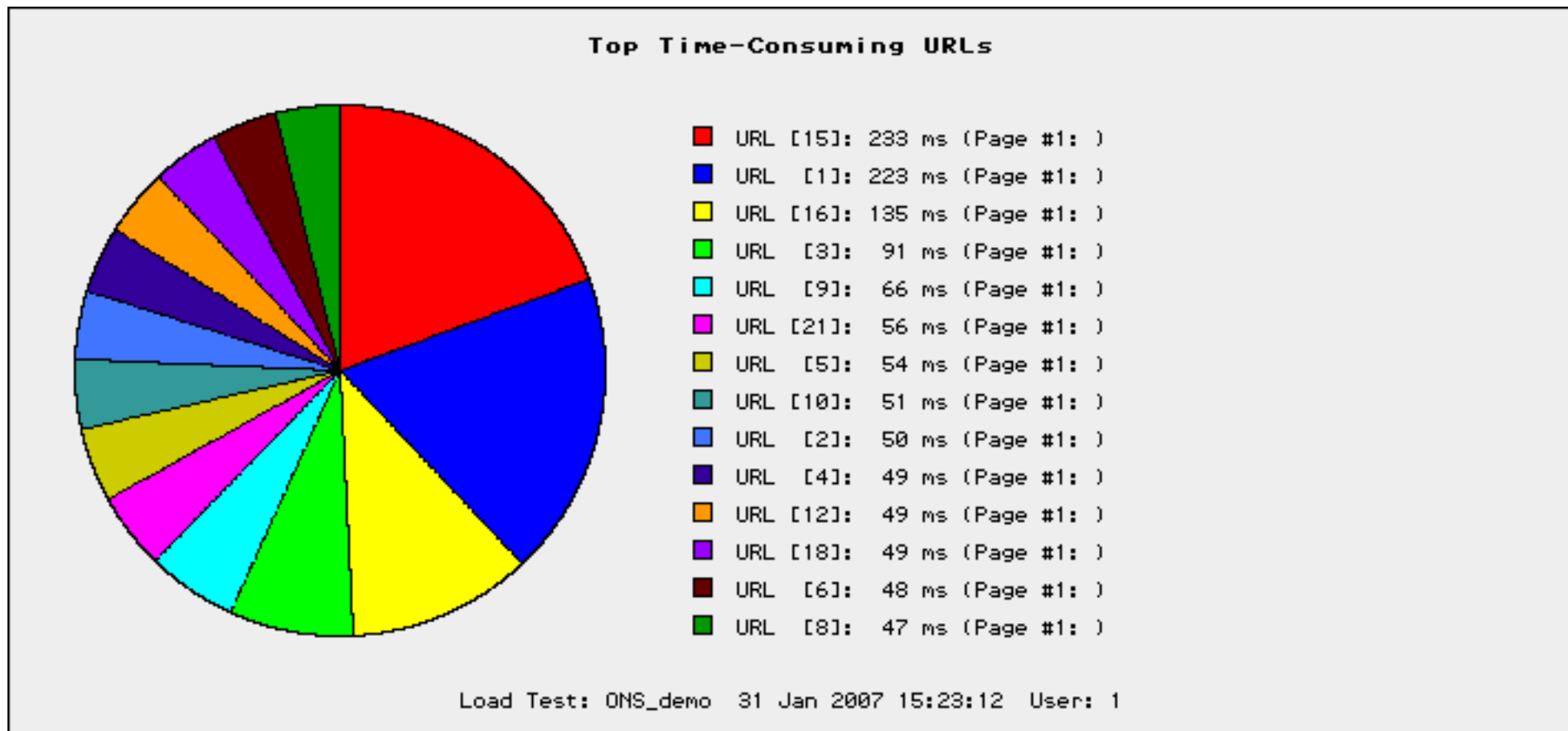
Response Time - Page #1:



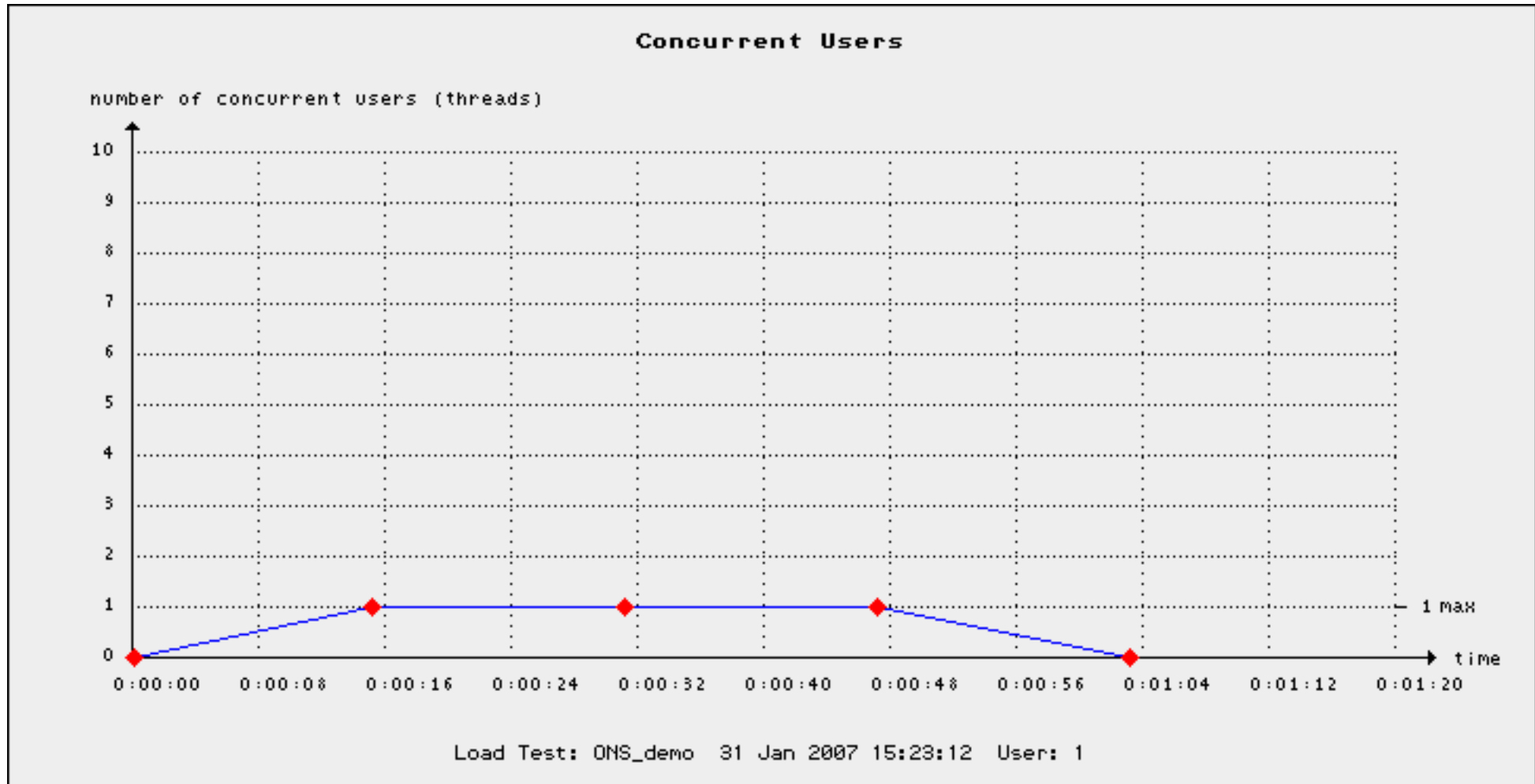
4. Response Time per URL

[0]	Page #1: (user's think time = 3,0 seconds)					
Test	# Passed	# Failed	AV Time	<= 90%	AV Size	URL
[1]	13	0	223 ms	--- ms	15814 bytes	GET http://www.opennetworksecurity.com:80/
[2]	13	0	50 ms	--- ms	955 bytes	GET http://www.opennetworksecurity.com:80/favicon.ico
[3]	13	0	91 ms	--- ms	15814 bytes	GET http://www.opennetworksecurity.com:80/
[4]	13	0	49 ms	--- ms	6985 bytes	GET http://www.opennetworksecurity.com:80/widgets/gen_500.1.gif
[5]	13	0	54 ms	--- ms	11267 bytes	GET http://www.opennetworksecurity.com:80/widgets/gen_503.1.gif
[6]	13	0	48 ms	--- ms	4121 bytes	GET http://www.opennetworksecurity.com:80/widgets/gen_502.1.gif
[7]	13	0	46 ms	--- ms	1748 bytes	GET http://www.opennetworksecurity.com:80/widgets/gen_501.1.gif
[8]	13	0	47 ms	--- ms	2060 bytes	GET http://www.opennetworksecurity.com:80/widgets/gen_504.1.gif
[9]	13	0	66 ms	--- ms	2045 bytes	GET http://www.opennetworksecurity.com:80/widgets/gen_506.1.gif
[10]	13	0	51 ms	--- ms	2789 bytes	GET http://www.opennetworksecurity.com:80/widgets/gen_531.1.gif
[11]	13	0	45 ms	--- ms	1029 bytes	GET http://www.opennetworksecurity.com:80/widgets/gen_333.1.gif
[12]	13	0	49 ms	--- ms	2306 bytes	GET http://www.opennetworksecurity.com:80/widgets/gen_526.1.gif
[13]	13	0	43 ms	--- ms	2333 bytes	GET http://www.opennetworksecurity.com:80/widgets/gen_532.1.gif
[14]	13	0	46 ms	--- ms	785 bytes	GET http://www.opennetworksecurity.com:80/widgets/spacer.gif
[15]	13	0	233 ms	--- ms	42402 bytes	GET http://www.opennetworksecurity.com:80/widgets/gen_493.1.gif
[16]	13	0	135 ms	--- ms	33577 bytes	GET http://www.opennetworksecurity.com:80/widgets/gen_494.1.gif
[17]	13	0	46 ms	--- ms	6736 bytes	GET http://www.opennetworksecurity.com:80/images/symbol_liten.png
[18]	13	0	49 ms	--- ms	887 bytes	GET http://www.opennetworksecurity.com:80/widgets/gen_509.1.gif
[19]	13	0	43 ms	--- ms	1920 bytes	GET http://www.opennetworksecurity.com:80/widgets/gen_516.1.gif
[20]	13	0	45 ms	--- ms	1874 bytes	GET http://www.opennetworksecurity.com:80/widgets/gen_518.1.gif
[21]	13	0	56 ms	--- ms	1907 bytes	GET http://www.opennetworksecurity.com:80/widgets/gen_524.1.gif
[22]	13	0	43 ms	--- ms	1838 bytes	GET http://www.opennetworksecurity.com:80/widgets/gen_522.1.gif
[23]	13	0	45 ms	--- ms	833 bytes	GET http://www.opennetworksecurity.com:80/widgets/gen_505.1.gif
[24]	13	0	43 ms	--- ms	879 bytes	GET http://www.opennetworksecurity.com:80/widgets/gen_533.1.gif
[25]	13	0	39 ms	--- ms	790 bytes	GET http://www.opennetworksecurity.com:80/widgets/gen_508.1.gif
[26]	13	0	45 ms	--- ms	870 bytes	GET http://www.opennetworksecurity.com:80/widgets/gen_510.1.gif
[27]	13	0	46 ms	--- ms	3822 bytes	GET http://www.opennetworksecurity.com:80/widgets/gen_514.1.gif
Total	13	---	1776 ms	2098 ms	168386 bytes	27 URLs

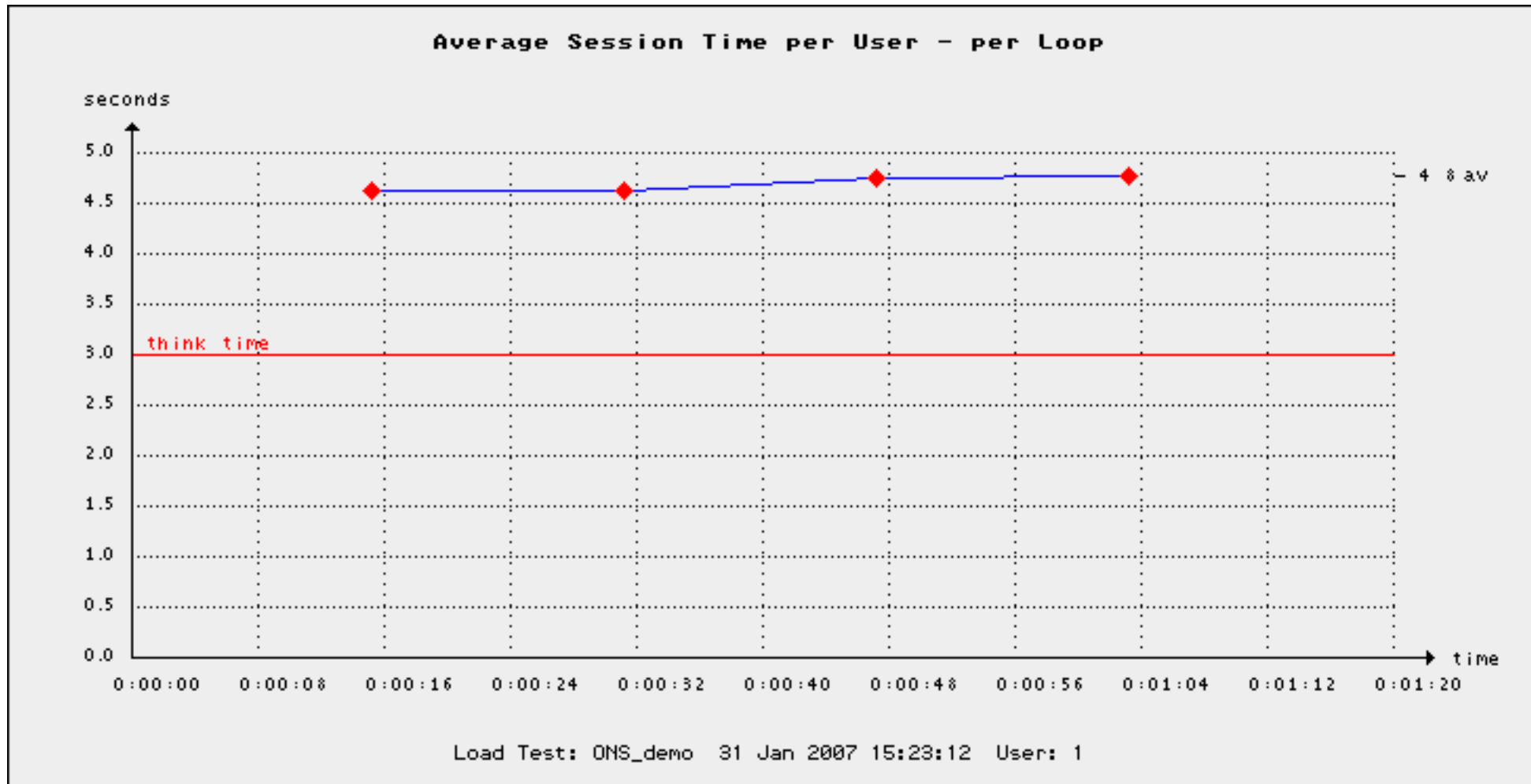
4.1 Top Time-Consuming URLs



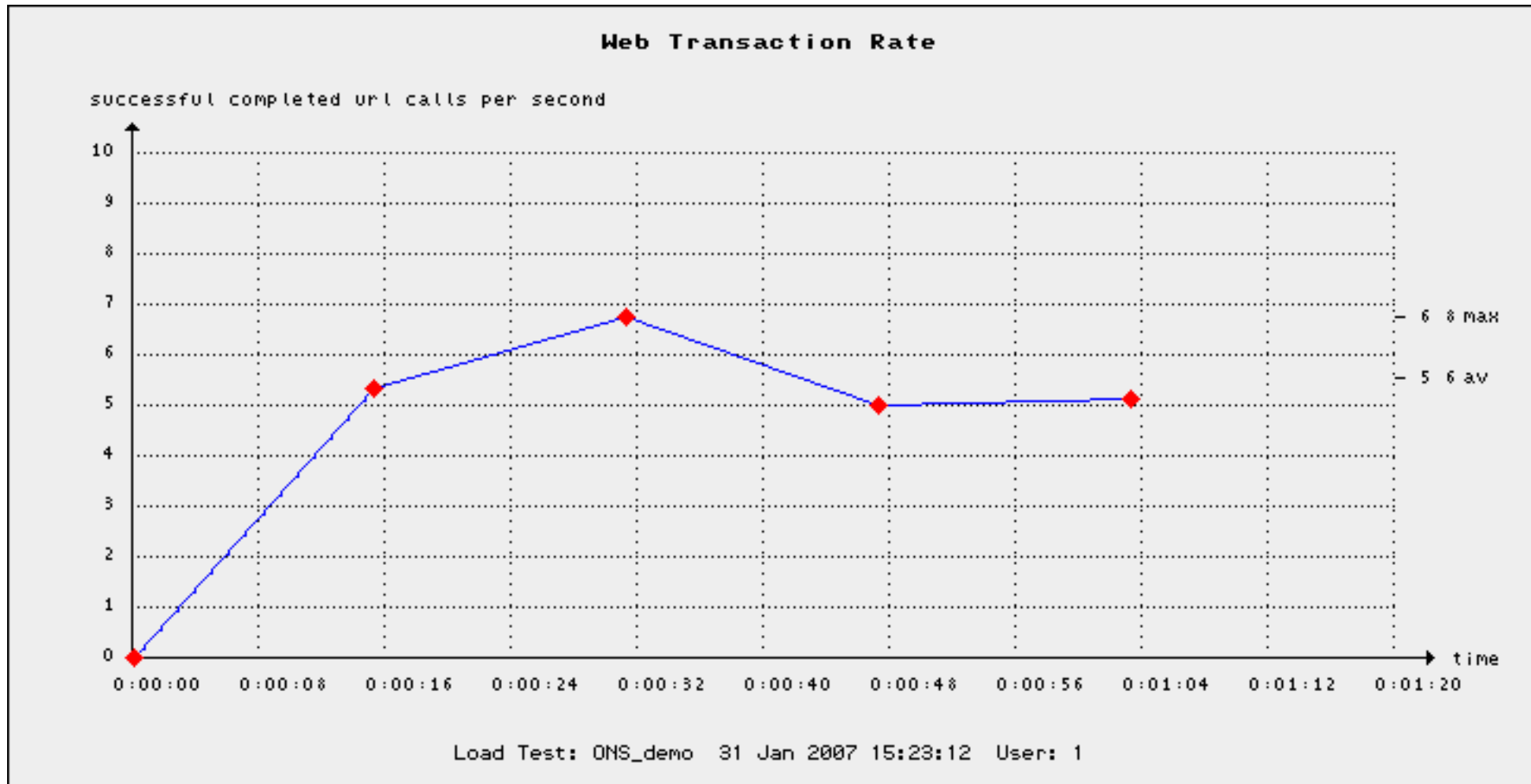
5. Concurrent Users



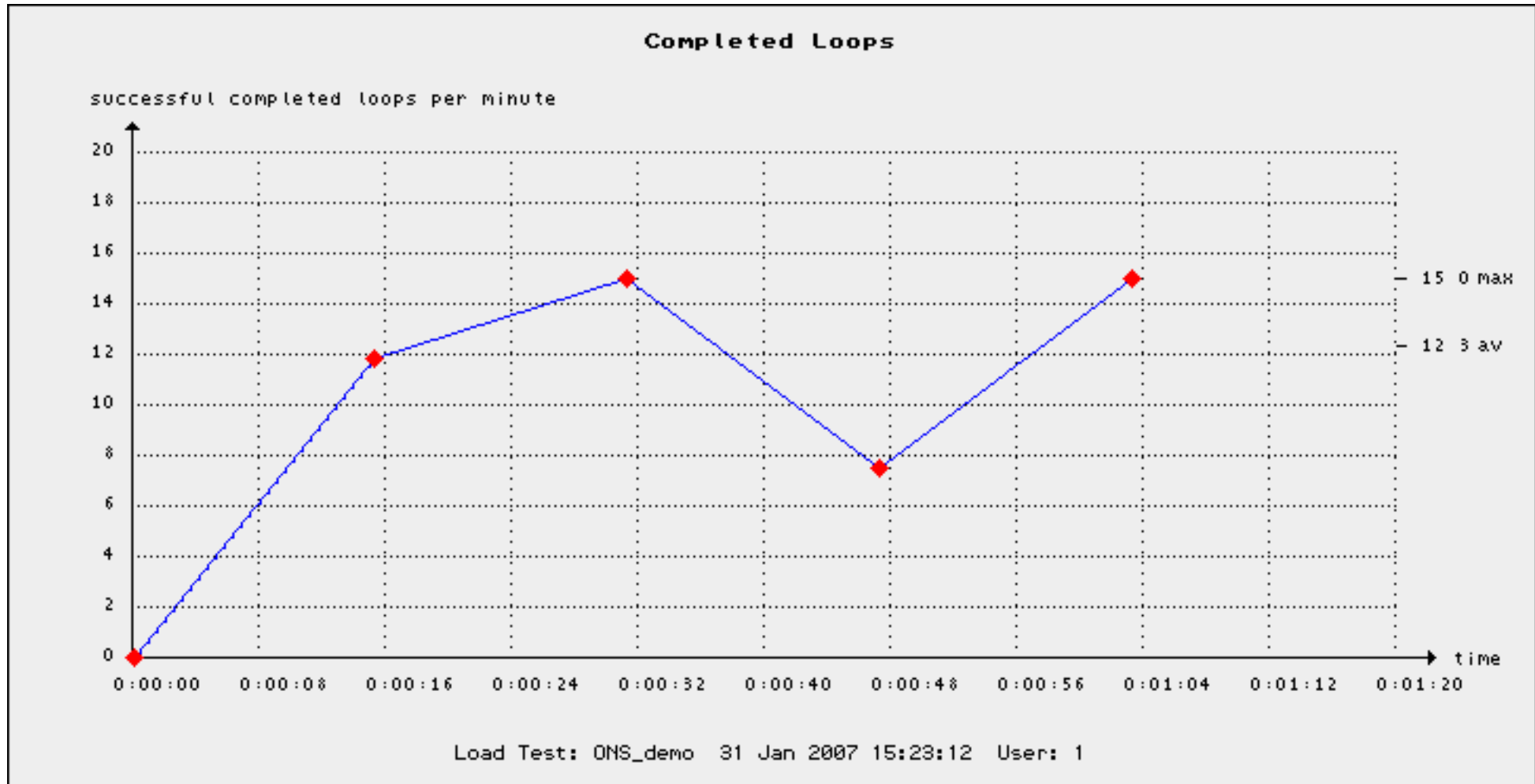
6. Average Session Time per User and Loop



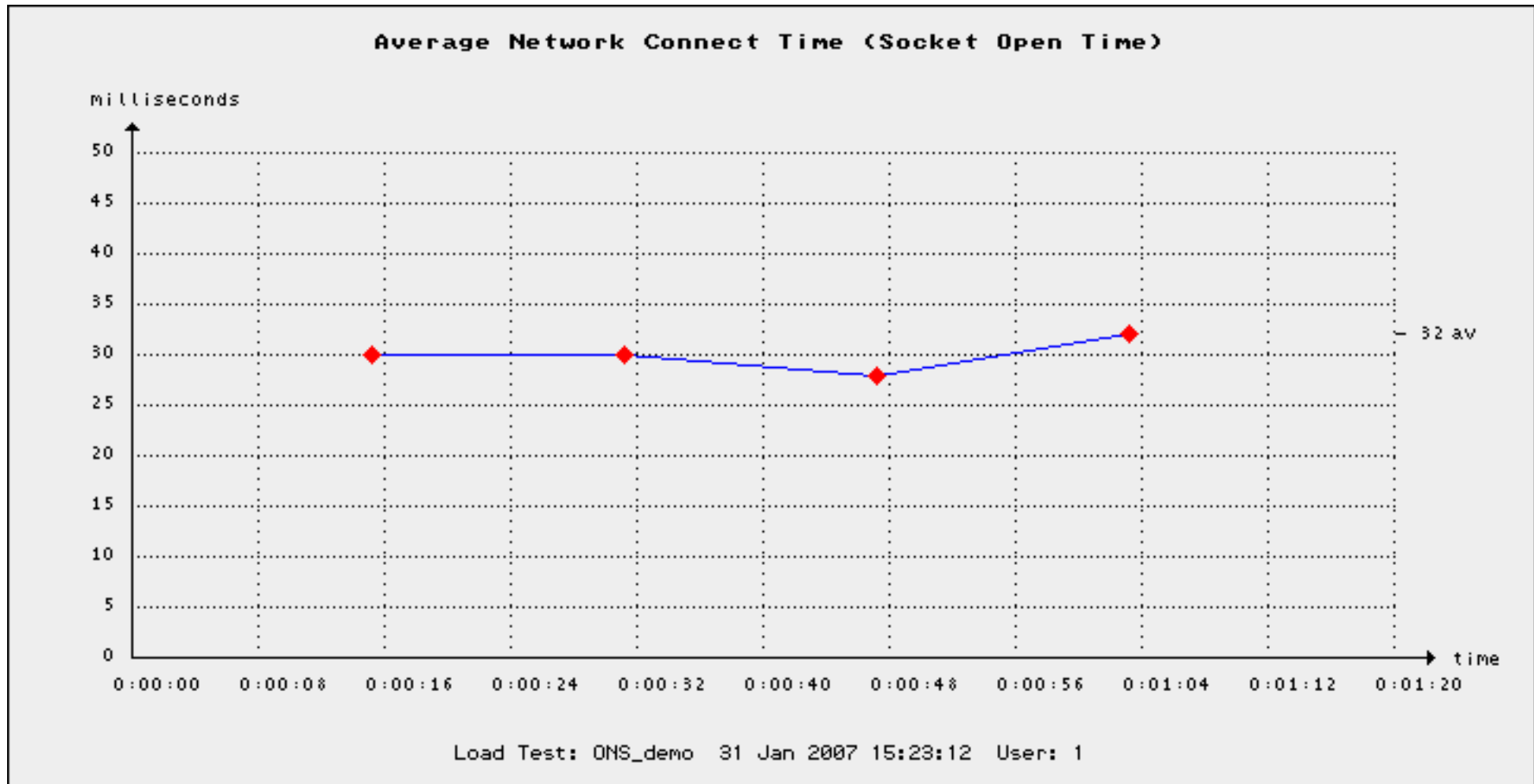
7. Web Transaction Rate (Server Throughput)



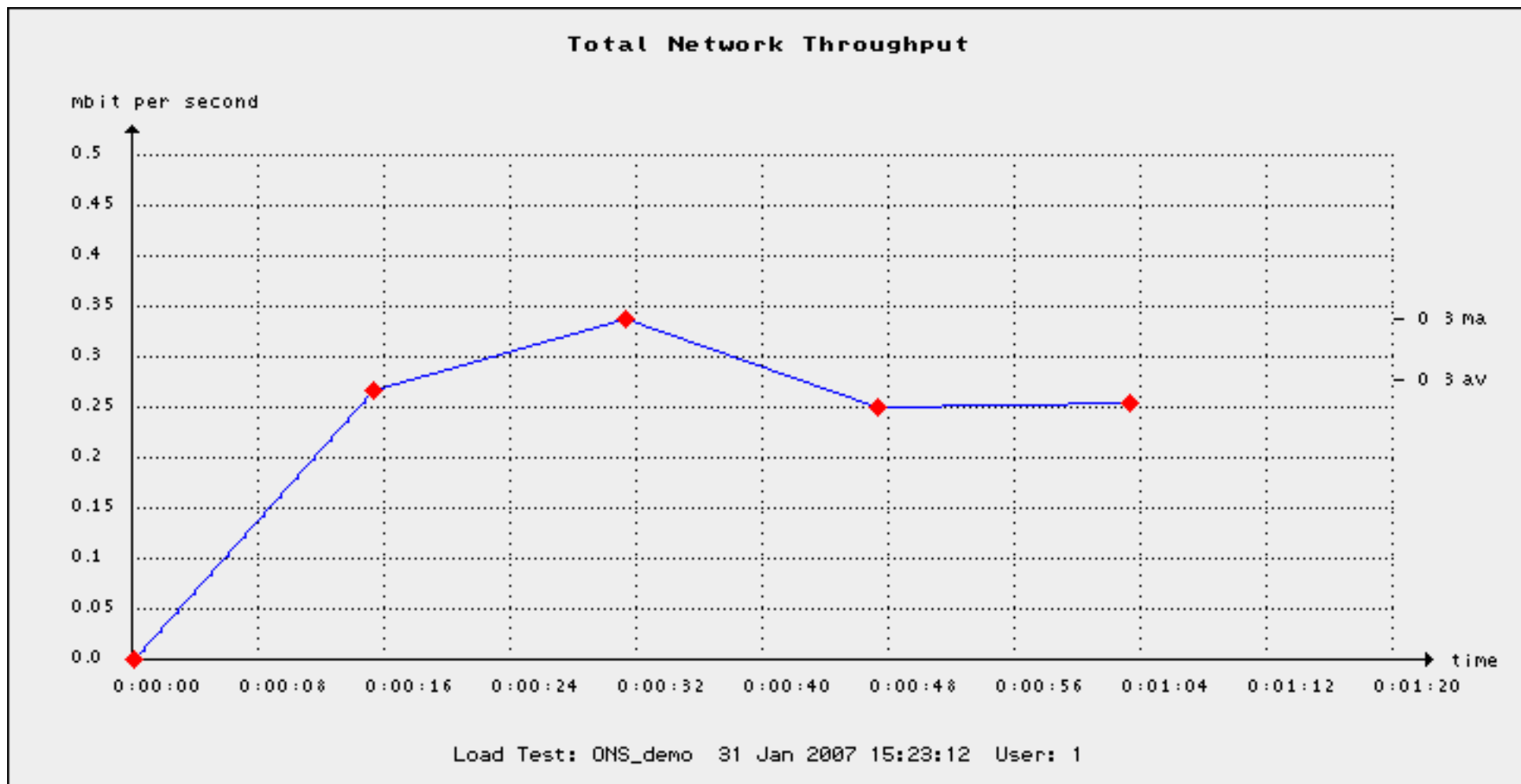
8. Completed Loops



9. Network Connect Time



10. Total Network Throughput



11. Top Error Types

[No Errors]

12. Session Failures

[No Session Failures]

13. Error Snapshots

[No Error Snapshots]